

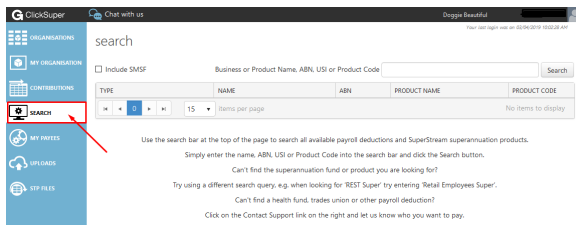
Search

ClickSuper has an extensive database that is updated from the Australian Taxation Office that lists all the Superannuation Fund ABNs and USIs (unique superannuation identifier) in Australia, including SMSFs (self-managed superannuation funds). This database is updated on a daily basis and contains all available superannuation products and payroll deductions at the time. As such, it is an ever evolving list - just because a superfund was valid last month does not mean it will be valid next month.

To ensure that all superannuation payments made through ClickSuper are forwarded to the intended superannuation fund, ClickSuper requires that all fund data uploaded is valid - if there is an error within an uploaded superannuation file, the upload will fail and client's need to update the erroneous data within payroll and re-submit their superannuation file.


Searching APRA-regulated superannuation funds

The best way to validate your superannuation fund data is to use the ClickSuper Search facility located on the ClickSuper website. To access the Search facility please click the Search menu option as shown in the screenshot below:



Using the Search Facility is easy.

It is within the below search grid that you can validate your superannuation fund data. Simply enter the name, ABN or USI for the superfund that you wish to search for - in the example below Hostplus as been entered.



Results containing your search query will be displayed. In this example, at time of searching the following examples were found for Hostplus:

TYPE	NAME	ABN	PRODUCT NAME	PRODUCT CODE
Super Product	HOSTPLUS Superannuation Fund	68657495890	HOSTPLUS Superannuation Fund - Intl...	HOS0100AU
Super Product	HOSTPLUS Superannuation Fund	68657495890	HOSTPLUS Superannuation Fund - Basic	68657495890003
Super Product	HOSTPLUS Superannuation Fund	68657495890	HOSTPLUS Superannuation Fund - Exec...	68657495890001

The ABN listed in the ABN column is the superannuation ABN that needs to be used. The Product Code column contains the USI which also needs to be used in conjunction with the ABN. Both of these details ensure that ClickSuper send superannuation to the correct place so it is important that the correct superfund details are used. If in doubt, please refer to the appropriate employee or the superfund.

For the above example with Hostplus, I would need to ensure that in my payroll software both the ABN listed (68657495890) and the USI (HOS0100AU) are listed for all employees having their superannuation paid to Hostplus. If either ABN or USI are incorrect the file will fail.

If your search criteria produce no results, please confirm your data with the appropriate employee or superannuation fund.

Searching for SMSFs - self managed superannuation funds

If any employee needs to a SMSF (self managed superannuation fund) the process is slightly different. When searching, the Include SMSF tickbox needs to be ticked in order for any SMSF results to be displayed.

Please note there are over 500,000 SMSFs within Australia so if you select INCLUDE SMSF checkbox this will considerably slow down the search query.


Tips

- Can't find the product you're searching for? Make sure that you're using a USI, as SPINs cannot be used in SuperStream payments

Related pages:

Once the Include SMSF tickbox has been ticked, enter your search criteria and click the Search button to view available search options.

search

Include SMSF  Business or Product Name, ABN, USI or Product Code Search

TYPE	NAME	ABN	PRODUCT NAME	PRODUCT CODE
0				

15 items per page No items to display

If your search criteria produce no results, please confirm your data with the appropriate employee or superannuation fund.