

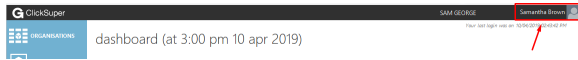
# Manage My User Profile

The User Profile is a simple way for clients to manage their username security and to log out of their account in ClickSuper. When clients wish to leave the ClickSuper website, clients should log out from this menu and not just close the web browser page for security purposes.

- [Managing my User Profile](#)
- [Logging out of ClickSuper](#)
- [Manage Profile](#)
  - [Profile Details](#)
  - [Resetting your password](#)
  - [Previous Login Attempts](#)

## Managing my User Profile

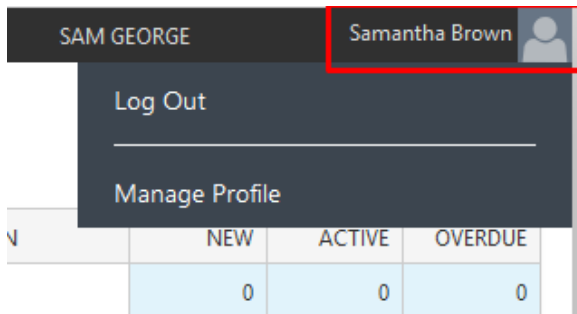
The User Profile is located by clicking the name of your user name in the top right hand corner once logged in to ClickSuper.



Samantha Brown is not the username in the example above - it is the name given to the username. This means that the name provided when the user name was set up will be the name shown here.

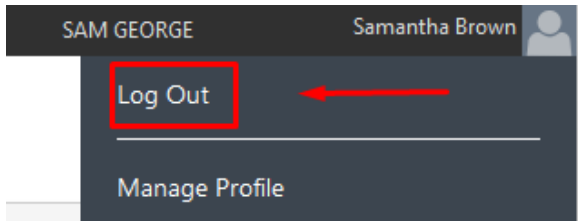
SAM GEORGE is the name of the organisation.

When clicked, the following dropdown box will appear - it shows two options: Log Out and Manage Profile.



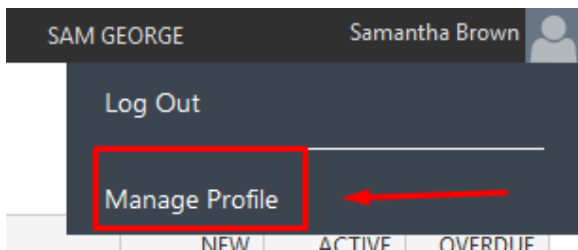
## Logging out of ClickSuper

To log out, clients simply need to click on their name in the top right hand corner of the ClickSuper website and then on the dropdown menu, select the Log Out option - this will log clients out of their ClickSuper account safely and securely.



## Manage Profile

The Manage Profile menu option allows clients to add a security question onto their account for added protection of their login credentials and to review the login attempts that have occurred on their account. To access the Manage Profile section of ClickSuper, simply click the Manage Profile option in the dropdown box as shown below:



The following page will be displayed. There are two tabs on this page - Profile Details and Previous Login Attempts.

samantha brown

Profile Details

[Previous Login Attempts](#)

Please select from the password question list and provide the answer below.

Password Question List  
-- Select Question --

Password Answer

## Profile Details

Profile Details allows clients to choose a password question and answer so that if a password request occurs, the correct password answer must be provided. This ensures that only the appropriate user of the account can reset a password - not just anyone that can access the email address attached to the login. This provides added security and piece of mind.

The password question list has a number of suggestions as shown below but clients can choose their own question by selecting the Have your own question? option as shown below.

Please select from the password question list and provide the answer below.

Password Question List

Have your own question?

- Select Question --
- What is your favourite color?
- What is your favourite movie?
- What is your mother maiden name?
- What is your pet's name?
- What was your childhood nickname?
- What was your favorite place to visit as a child?
- Where did you go to primary school?
- Who was your childhood hero?
- Have your own question?

If the Have your own question? option is selected, the opportunity to enter in both the question and the answer to the question is provided. Once both question and answer have been entered please click the Submit button to save your changes.

Please select from the password question list and provide the answer below.

Password Question List

Have your own question?

Password Question

Password Answer

If you do not choose to select your own question, simply choose from the suggested questions, enter the appropriate answer and click the Submit button to save your changes.

samantha brown

Profile Details

[Previous Login Attempts](#)

Please select from the password question list and provide the answer below.

Password Question List

What is your pet's name?

Password Answer

Crayon

Submit

## Resetting your password

Once clients have entered a security question the email address and password for the account can also be updated as below. The username cannot be updated - updating the email address only updates the email address where password recovery emails are sent; not the username.

Profile Details

[Previous Login Attempts](#)

First Name

Samantha

Last Name

Brown

Email

testemail@clicksuper.com.au

Password

••••••••

Confirm Password

••••••••

Password Question List

What is your pet's name?

Password Answer

Crayon

Submit

## Previous Login Attempts

Previous Login Attempts are a list of all login attempts made using this user account. An example is below:

samantha brown

Profile Details

[Previous Login Attempts](#)

Date	IP Address	Successful	Failure Reason
27/03/2019 12:14:54 PM	██████████	✓	
27/03/2019 12:46:08 PM	██████████	✓	

This shows both the date and time of the login attempt, the IP address of the computer used to attempt the login, whether the login attempt was successful or not and if not, the reason for the failure.

If there are any login attempts which you do not recognise, please reset your password immediately and let the Support Team know.

